



## Company Highlights

- SFL Corporation Ltd. (NYSE: SFL) owns and controls a \$4.1 billion portfolio of 73 vessels and rigs <sup>(1)</sup>
- Highly predictable cash flow from long term contracts plus upside from profit splits and limited spot exposure
- 78 consecutive quarterly dividends, combining a high dividend yield with a moderate payout ratio
- SFL’s business model has been tested through multiple market cycles
- Our track record and industry relationships provides a unique access to accretive growth opportunities

36  Container

13  Tanker

7  Car carrier

2  Energy

15  Dry bulk

# \$4.1bn

Enterprise value<sup>(2)</sup>

# \$3.6bn

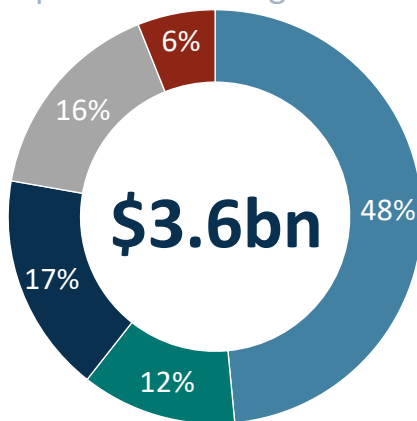
Contracted revenue  
excluding profit share<sup>(3)</sup>

# 9.1%

Dividend yield<sup>(4)</sup>

## Significant Contracted Revenue<sup>(3)</sup>

Split between segments & avg. weighted remaining contract



Container 6.5 years

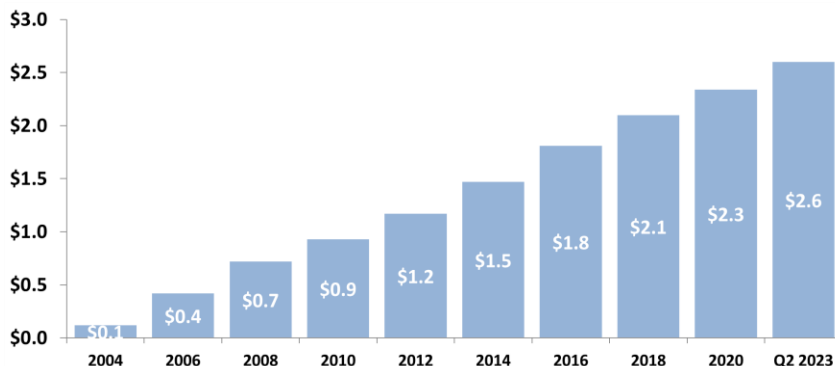
Tanker 4.8 years

Car Carrier 7.8 years

Energy 4.1 years

Drybulk 5.1 years

## Accumulated Dividends (\$ billion)<sup>(2)</sup>



## Customers



# Recent Growth Initiatives



## 2 x 2,500 TEU built 2022

- 7-year time charters to Maersk
- Delivery to SFL in Q3 and Q4 2022
- ~ \$130m in contracted revenue during firm period



## 4 x 160,000 dwt tankers built 2015 and 2020

- 6-year time charters to Koch
- Delivery to SFL from Q3 2022
- ~\$250m in contracted revenue during full period



## 7 x 115-150,000 dwt tankers built 2014-2019

- 5-year time charters to Trafigura
- Delivery to SFL in Q4 2021 & Q1 2022
- ~\$300m in contracted revenue during firm period

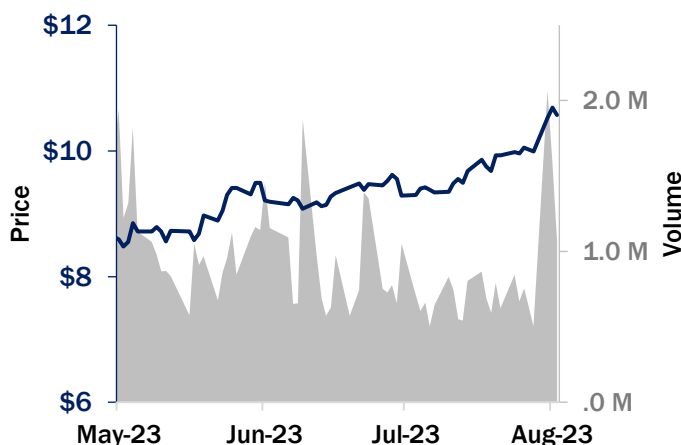


## 4 x 7,000 CEU LNG dual-fuel to be delivered 2024

- 10-year time charters to Volkswagen and K Line
- Delivery from shipyard in 2023/2024
- ~ \$420m in contracted revenue during firm period

## Key figures and share price

<b>Ticker</b>	NYSE: SFL
<b>Recent Price (Aug 16, 2023):</b>	\$10.57
<b>3-month Price Range:</b>	\$8.55 - \$10.66
<b>Average Daily Volume (3m):</b>	930,000
<b>Market Capitalization:</b>	\$1.3 billion
<b>Shares Outstanding (net):</b>	125.8 million
<b>Last Quarterly Cash Dividend:</b>	\$0.24



## Contact details

### Investor Relations

www.sflcorp.com  
US Toll Free: 1 800 715 6374

### Address

P.O. Box HM 1593  
Par-la-Ville Place  
Hamilton HM 08, Bermuda  
Tel: + 1 441 295 95 00

### Manager

SFL Management AS  
Bryggegate 3  
P.O. Box 1327 Vika  
0112 Oslo, Norway  
Tel: +47 23 11 40 00

Aksel C. Olesen, CFO  
André Reppen, Chief Treasurer & SVP  
Marius Furuly, VP Investor Relations

### Transfer Agent

Computershare  
P.O. Box 43078  
Providence, RI 02940, USA  
Att: Shareholder Relations

U.S. Toll Free: +1 800 301 3489  
Outside the U.S.: +1 781 575 3100  
www.computershare.com

1) Fleet count as of June 30, 2023 includes fully and partially owned vessels and rigs, adjusted for subsequent transactions.

2) Enterprise Value based on market value of net interest bearing debt as of Q2 2023, incl. capital leases, remaining capex and share price including shares outstanding as of closing August 16, 2023.

3) The Charter backlog illustrations are based on the fixed charter period, includes fully owned vessels and 100% of four partially owned 19,000 TEU container vessels, which SFL also manages. The backlog excludes rigs, charterers' extension options and purchase options. The information may change without notice. Vessels on short term charters (<1 year) are not included in the backlog. Some charters have purchase options that will, if exercised, reduce the contracted backlog. The data is for illustrational purposes only and SFL Corporation Ltd. is not responsible for the accuracy and reliability of the data.

4) Dividend yield based on recent share price and latest declared annualized dividend. Accumulated dividends includes declared dividend for Q2 2023.