



Company Highlights

- SFL Corporation Ltd. (NYSE: SFL) owns and controls a \$4.0 billion portfolio of 74 vessels and rigs ⁽¹⁾
- Highly predictable cash flow from long term contracts plus upside from profit splits and limited spot exposure
- 77 consecutive quarterly dividends, combining a high dividend yield with a moderate payout ratio
- SFL’s business model has been tested through multiple market cycles
- Our track record and industry relationships provides a unique access to accretive growth opportunities

36  Container

14  Tanker

7  Car carrier

2  Energy

15  Dry bulk

\$4.0bn

Enterprise value⁽²⁾

\$3.7bn

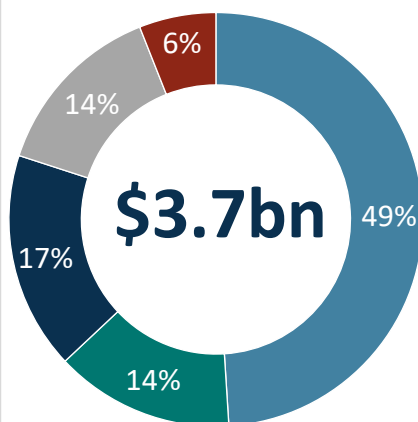
Contracted revenue
excluding profit share⁽³⁾

11%

Dividend yield⁽⁴⁾

Significant Contracted Revenue⁽³⁾

Split between segments & avg. weighted remaining contract



Container 6.7 years

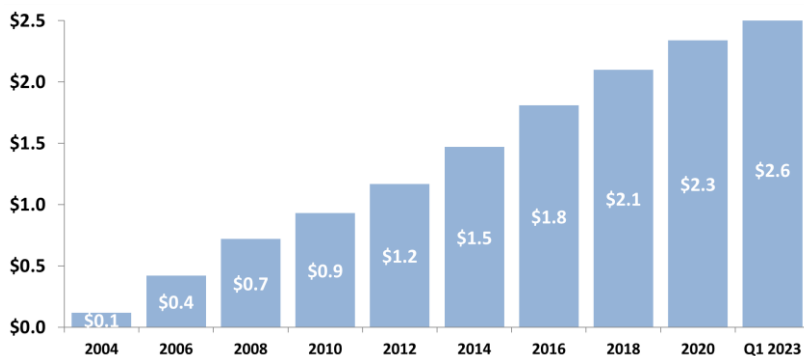
Tanker 4.8 years

Car Carrier 7.9 years

Energy 4.8 years

Drybulk 5.4 years

Accumulated Dividends (\$ billion)⁽²⁾



Customers



Recent Growth Initiatives



2 x 2,500 TEU built 2022

- 7-year time charters to Maersk
- Delivery to SFL in Q3 and Q4 2022
- ~ \$130m in contracted revenue during firm period



4 x 160,000 dwt tankers built 2015 and 2020

- 6-year time charters to Koch
- Delivery to SFL from Q3 2022
- ~\$250m in contracted revenue during full period



7 x 115-150,000 dwt tankers built 2014-2019

- 5-year time charters to Trafigura
- Delivery to SFL in Q4 2021 & Q1 2022
- ~\$300m in contracted revenue during firm period

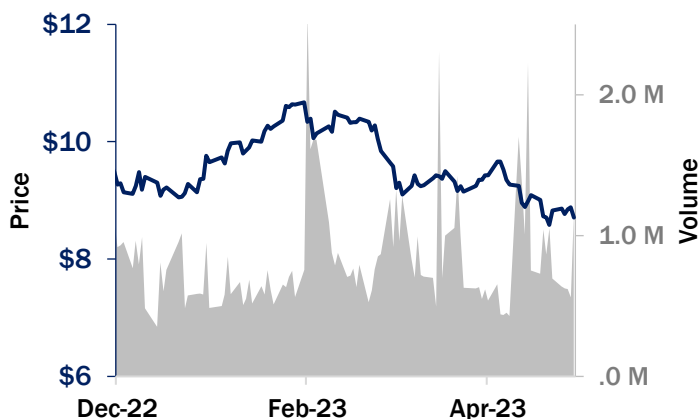


4 x 7,000 CEU LNG dual-fuel to be delivered 2024

- 10-year time charters to Volkswagen and K Line
- Delivery from shipyard in 2023/2024
- ~ \$420m in contracted revenue during firm period

Key figures and share price

Ticker	NYSE: SFL
Recent Price (May 12, 2023):	\$8.71
3-month Price Range:	\$8.58 - \$10.67
Average Daily Volume (3m):	930,000
Market Capitalization:	\$1.1 billion
Shares Outstanding (net):	126.8 million
Last Quarterly Cash Dividend:	\$0.24



Contact details

Investor Relations

www.sflcorp.com
US Toll Free: 1 800 715 6374

Address

P.O. Box HM 1593
Par-la-Ville Place
Hamilton HM 08, Bermuda
Tel: + 1 441 295 95 00

Manager

SFL Management AS
Bryggegate 3
P.O. Box 1327 Vika
0112 Oslo, Norway
Tel: +47 23 11 40 00

Aksel C. Olesen, CFO
André Reppen, Chief Treasurer & SVP
Marius Furuly, VP Investor Relations

Transfer Agent

Computershare
P.O. Box 43078
Providence, RI 02940, USA
Att: Shareholder Relations

U.S. Toll Free: 1 800 301 3489
Outside the U.S.: +1 781 575 3100
www.computershare.com

1) Fleet count as of March 31, 2023 includes fully and partially owned vessels and rigs, adjusted for subsequent transactions.

2) Enterprise Value based on market value of net interest bearing debt as of Q1 2023, incl. capital leases, remaining capex and share price as of closing May 12, 2023.

3) The Charter backlog illustrations are based on the fixed charter period, includes fully owned vessels and 100% of four partially owned 19,000 TEU container vessels, which SFL also manages. The backlog excludes rigs, charterers' extension options and purchase options. The information may change without notice. Vessels on short term charters (<1 year) are not included in the backlog. Some charters have purchase options that will, if exercised, reduce the contracted backlog. The data is for illustrational purposes only and SFL Corporation Ltd. is not responsible for the accuracy and reliability of the data.

4) Dividend yield based on recent share price and latest declared annualized dividend. Accumulated dividends includes declared dividend for Q1 2023.